



## Tool 35: Structured work activities and task boards


**I need to write this much in this lesson.**




A rectangular task board template with a black border. It contains five horizontal lines in the top section, leaving the bottom section blank for writing.



A rectangular task board template with a black border. It contains ten horizontal lines in the top section, leaving the bottom section blank for writing.

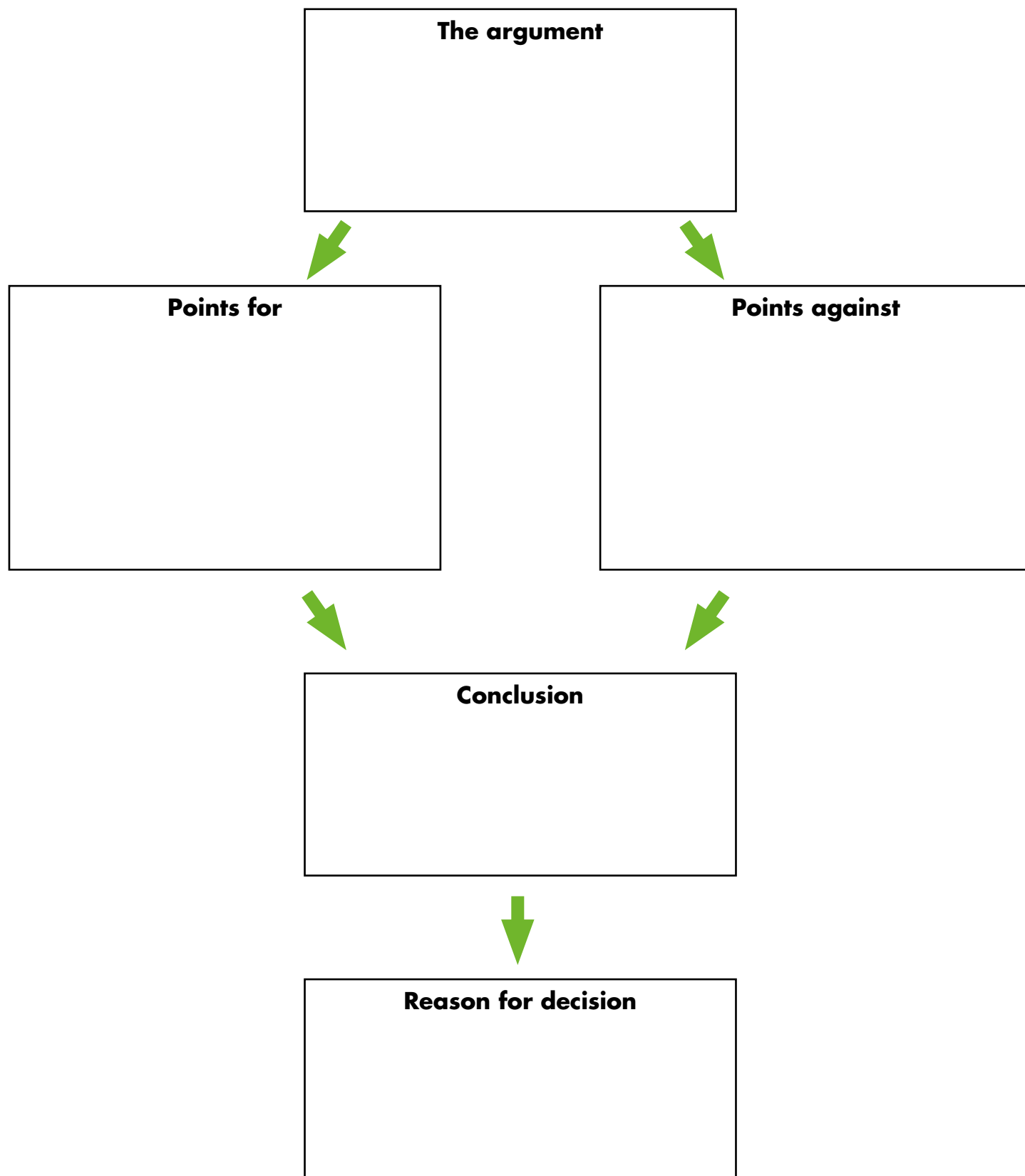


A rectangular task board template with a black border. It contains fifteen horizontal lines in the top section, leaving the bottom section blank for writing.



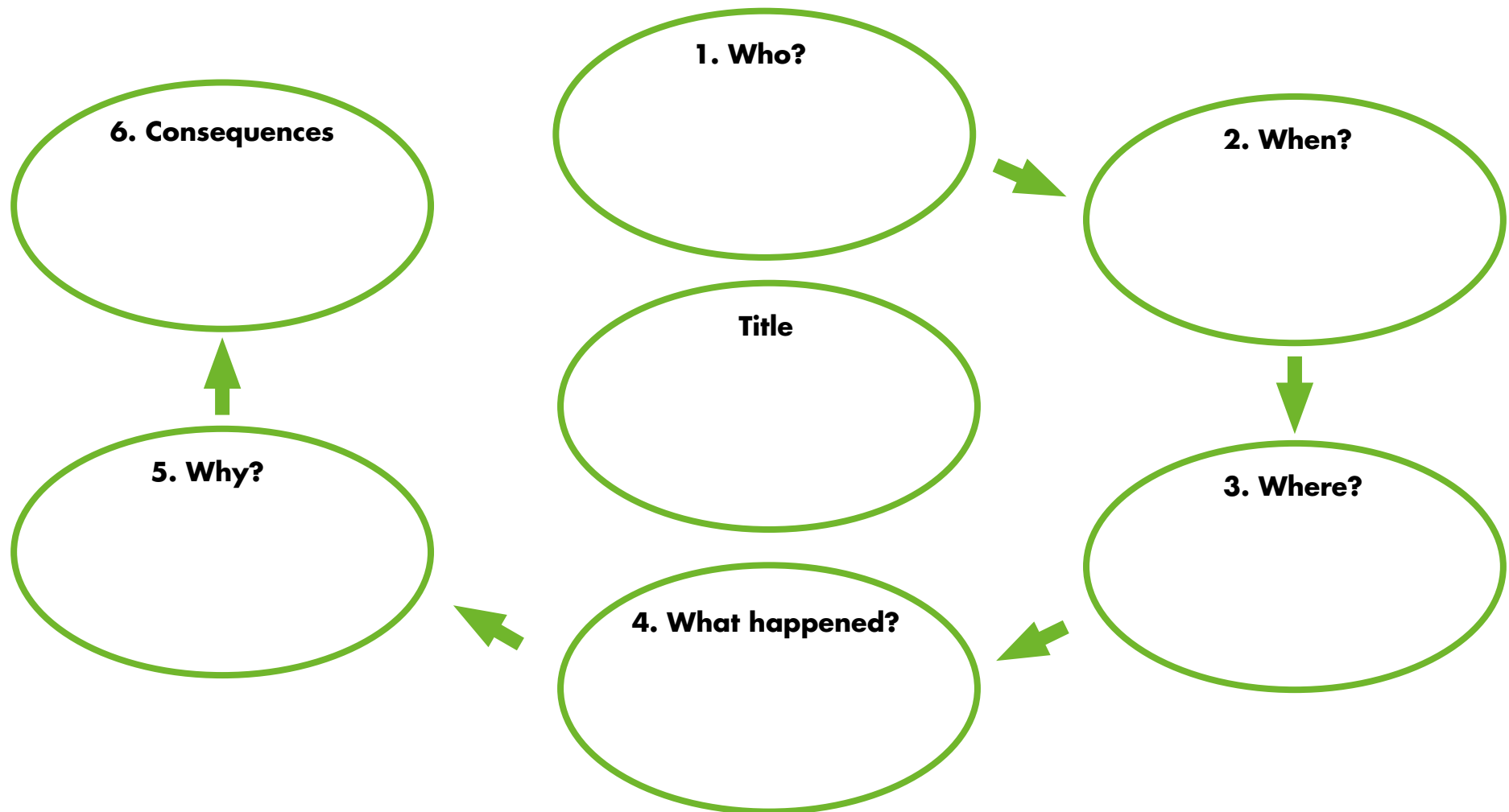
A rectangular task board template with a black border. It contains twenty horizontal lines in the top section, leaving the bottom section blank for writing.

## Tool 35: Structured work activities and task boards



## Tool 35: Structured work activities and task boards

### Story writing




## Tool 35: Structured work activities and task boards

### My story planner

<b>Title</b>
<b>Characters</b>
<b>Where does the story take place?</b>
<b>What happened at the beginning of the story?</b>
<b>What happened in the main part of the story?</b>
<b>How did the story end?</b>

## Tool 35: Structured work activities and task boards

### Task sheet

		
<b>1</b>		
<b>2</b>		
<b>3</b>		
<b>4</b>		
<b>5</b>		

Birmingham Communication and Autism Team (CAT)

Tool 35: Structured work activities and task boards

Task sheet A5



		<input checked="" type="checkbox"/>
1		
2		
3		
4		
5		

		<input checked="" type="checkbox"/>
1		
2		
3		
4		
5		

Birmingham Communication and Autism Team (CAT)


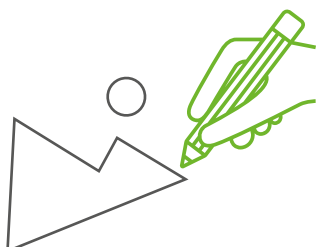
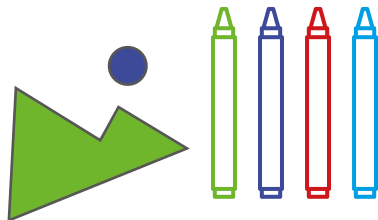

# Tool 35: Structured work activities and task boards

## Taskboard

<b>Task:</b>  	<b>What do I need?</b>  
1	
2	
3	
4	
5	
<b>I will be finished when:</b>          	

## Tool 35: Structured work activities and task boards

### 4 step board

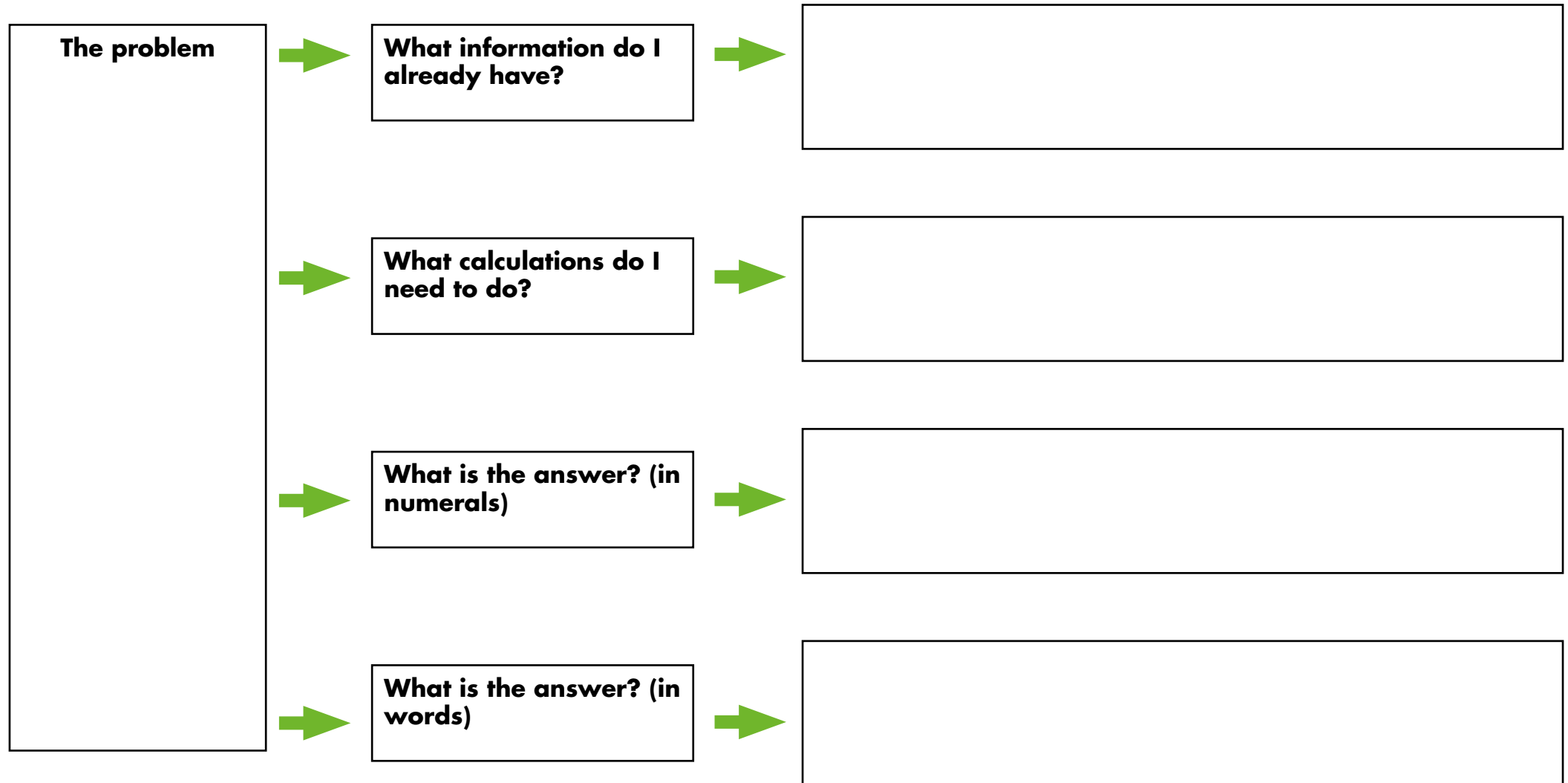
What do I do?			
			
<b>Write</b>	<b>Draw</b>	<b>Colour</b>	<b>Show teacher</b>

What do I do?			



## Tool 35: Structured work activities and task boards

### Maths



Birmingham Communication and Autism Team (CAT)

## Tool 35: Structured work activities and task boards





### Science

<b>What is the aim?</b>	➔	<b>What I know about</b>	➔	
	➔	<b>Method</b>	➔	
	➔	<b>Hypothesis</b>	➔	
	➔	<b>Experiment</b>	➔	
	➔	<b>Results</b>	➔	
	➔	<b>Conclusion</b>	➔	

Birmingham Communication and Autism Team (CAT)

## Tool 35: Structured work activities and task boards

### Topic / project work

Topic			
			
<b>What I know already</b>	<b>What do I need to find out?</b>	<b>Sources of information</b>	
